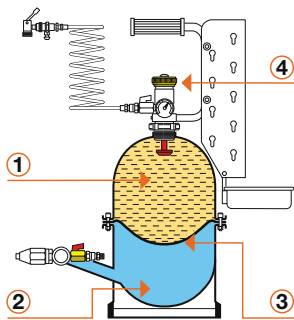




Brake bleeder operation

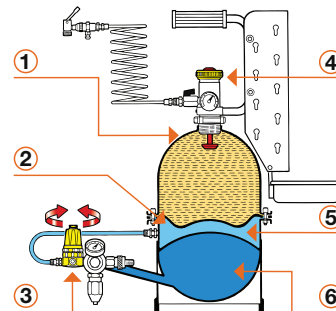
2 chambers operation



The brake-bleeding device is equipped with an elastic inner membrane (3) which hermetically separates the oil contained in the oil tank (1), from the air contained in the air "expansion" tank (2), thus avoiding the risk of emulsion (working pressure 1 - 2 bar controllable on the upper pressure gauge).

The oil tank (4) filler cap is equipped with a "reserve indicator" that signals when the fluid is finishing, and an air venting valve to be used in the device activation phase.

3 chambers operation



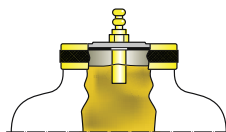
The brake-bleeding device is equipped with an elastic inner membrane (2) which hermetically separates the oil contained in the oil tank (1), from the air contained in the air "expansion" tank (5), thus avoiding the risk of emulsion. It is also equipped with a third air reserve tank (high pressure air 8-10 bar) (6) which, delivered by means of a pressure regulator (3), enables several bleeding operations to be carried out at a constant pressure without having to recharge the device.

The oil tank (4) filler cap is equipped with a "reserve indicator" that signals when the fluid is finishing, and an air venting valve to be used in the device activation phase.

Procedures for applying the connection plugs



Before bleeding it is important to fill the brake fluid reservoir by means of the brake bleeder quick-release connector.



The extended nozzle of the plug must be immersed in the fluid to avoid sprays or air and oil emulsions.



Connect the brake bleeding device to the reservoir by means of the quick-release connector.

LIST OF SCREW PLUGS FOR CARS

ALFA.....A-D-L
AUDI.....D
AUSTIN MORRIS.....A-D-T
AUTOBIANCHI.....B-H
BMW.....D-W
CITROËN.....D-E-I
CHRYSLER.....W
DAEWOO.....D-W
FERRARI.....D-G-H
FIAT.....A-B-D-H-I
FORD.....A-D-T
HYUNDAI.....W
INOCENTI.....A-D-L
JAGUAR.....L

JEEP.....W
KIA.....D
LAMBORGHINI.....D-H-W
LADA.....H
LANCIA.....D-H
LAND ROVER.....T-W
LEYLAND.....A
MASERATI.....D-G-L
MITSUBISHI.....K-U
MAZDA.....D-W
MERCEDES.....D
MG.....W
NISSAN.....W
OPEL.....D-F

PEUGEOT.....D-F-M
PORSCHE.....C-D
RENAULT.....D-G-I-M
ROVER.....A-D-W
SAAB.....D
SEAT.....D-H
SUBARU.....U-W
SUZUKI.....D-W
TALBOT.....D-F
TOYOTA.....W
TRIUMPH.....T
VAUXHALL.....A
VOLKSWAGEN.....C-D
VOLVO.....D-G-U

LIST OF SCREW PLUGS FOR TRUCKS

ASTRA.....H
BEDFORD.....A-G-L
BERLIET.....D-F-T-X-Z
DAF.....D

FIAT.....A-B-D-F-H-I-P
FORD.....D-G
IVECO.....D-H-L
MERCEDES.....D

RENAULT.....D-F-I-X-Z
SCANIA.....D-G
VOLVO.....R

LIST OF PRESSURE PLUGS FOR CARS

HONDA.....Art. 11003/4, /6
KIA.....Art. 11003/5, /8
LEXUS.....Art. 11003/1

MAZDA.....Art. 11003/5, /9
OPEL.....Art. 11003/3
ROVER.....Art. 11003/6

SUZUKI.....Art. 11003/7
LEXUS.....Art. 11003/1
TOYOTA.....Art. 11003/1, /2



Screw connection plugs



Art. 11001

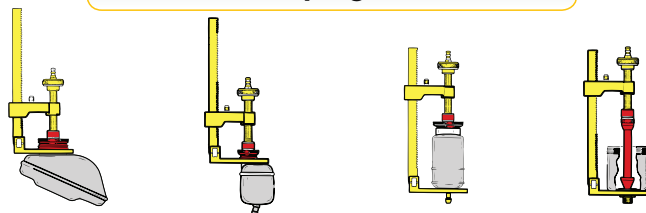
Series of standard screw connection plugs, supplied with Art. 10205 or Art. 10805 (refer to page 32), consisting of:

- 5 screw plugs: 11000/A/D/F/I/T

- 1 universal plug 11000/W

Note: the above plugs can also be supplied individually. The universal plug 11000/W can be used on many types of cars and trucks in addition to those given in the plug list (refer to page 33)

Application examples of universal plug 11000/W



Art. 11002

Series of special screw connection plugs, consisting of: 11000/B/C/E/G/H/K/L/M/P/R/U/X/Y/Z

Note: the series of special plugs is only supplied by request

List of screw plugs supplyable individually

	Article	Plug series	Diameter (A) mm		Article	Plug series	Diameter (A) mm
	11000/A	type A	25		11000/M	type M	68,5
	11000/B	type B	21,5		11000/P	type P	77
	11000/C	type C	26,5		11000/R	type R	33,5
	11000/D	type D	43		11000/T	type T	44
	11000/E	type E	48		11000/U	type U	76
	11000/F	type F	52,5		11000/X	type X	44,5
	11000/G	type G	64		11000/Y	type Y	34,5
	11000/H	type H	41,5		11000/Z	type Z	58,5
	11000/I	type I	59		11000/W Universal plug W with 3 tapered plugs: <ul style="list-style-type: none"> 1) ø 20 mm 2) ø 28 mm 3) ø 45 mm 		
	11000/K	type K	61,5				
	11000/L	type L	76,5				

Note: to choose the connection plug see the "Brake bleeder plug list" tables (refer to page 33)



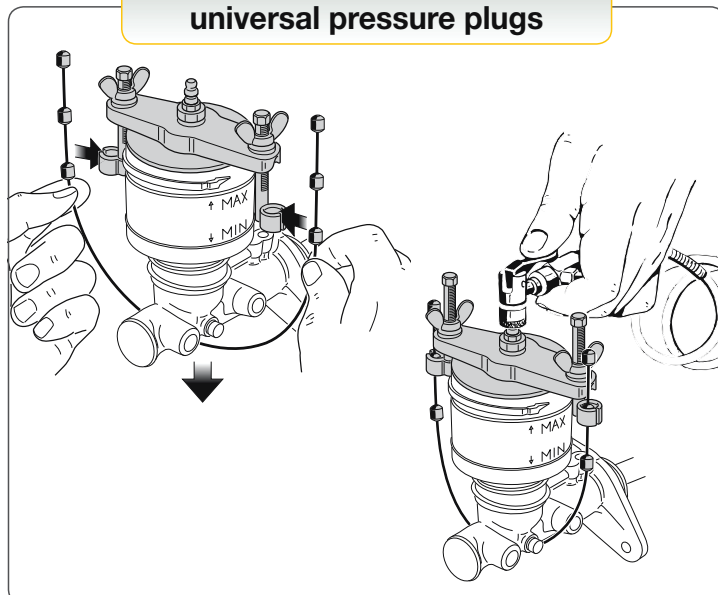
Pressure connection plugs



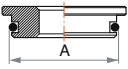










Art. 11004

Adjustable universal bracket (Art.11003) with series of pressure plugs 11003/1/2/3/4/5/6/7/8/9

Application examples of universal pressure plugs



List of pressure plugs suppliable individually

	Article	Plug series	Diameter (A) mm	Article	Description
	11003/1	pressure	42,2 42,5		11003 Adjustable universal bracket for pressure plugs.
	11003/2	pressure	42,8		
	11003/3	pressure	53,8 54		
	11003/4	pressure	56		10801 Brake fluid collection containers, complete with transparent tube and 90° flexible attachment for connection to the bleeder valve.
	11003/5	pressure	65,7		
	11003/6	pressure	74,2		
	11003/7	pressure	58,8		10802 Clutch bleeding connection tube, length 600 mm.
	11003/8	pressure	33,7		
	11003/9	pressure	35,8		

Note: to choose the connection plug see the "Brake bleeder plug list" tables (refer to page 33)